



جامعة الأهرام الكندية  
AHRAM CANADIAN UNIVERSITY

# Lecture (01)

## OSI Reference Model

---

Dr. Ahmed M. ElShafee

# Agenda

---

- History
- OSI Layers
- Layers function
- OSI & TCP/IP & NetWare
- Example protocols
- OSI Layering Concepts and Benefits
- OSI Terminologies

# History

---

- OSI is the **Open System Interconnection** reference model for communications.
- Some participants in OSI's creation and development wanted OSI to become *the networking* protocol used by all applications on all computers in the world.
- The U.S. government went so far as to require OSI support on every computer that it purchased, as of a certain date in the early 1990s, which certainly gave vendors some incentive to write OSI code.

# History (2)

---

- What is OSI today? OSI never succeeded in the marketplace.
- The U.S. government reversed its decision to require OSI support on computers that it bought, which was probably the final blow to the possibility of pervasive OSI implementations.
- But, the OSI model now is mainly used as a point of reference for discussing other protocol specifications

# OSI Layers

---

- When OSI was in active development in the 1980s and 1990s,
- In some cases; the OSI committees created new protocols and specifications to implement the functions specified by each layer.
- In other cases, the OSI committees did not create new protocols or standards, but instead referenced other protocols that were already defined. For instance, the IEEE defines
- Ethernet standards, so the OSI committees did not waste time specifying a new type of Ethernet; it simply referred to the IEEE Ethernet standards.

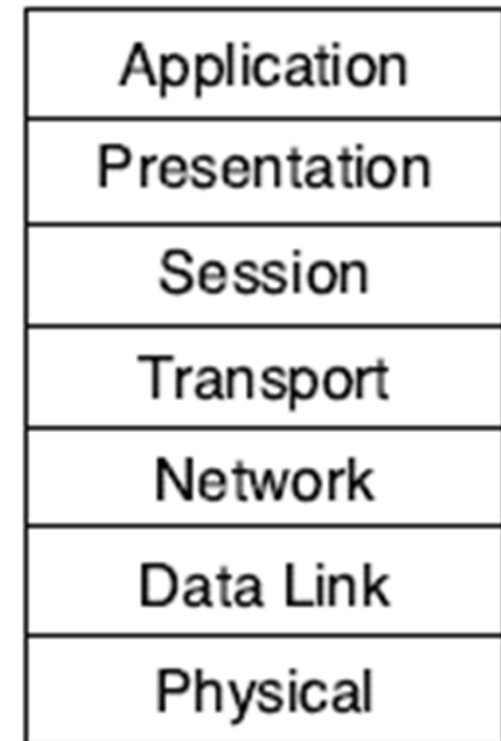
# OSI Layers (2)

---

OSI consists of 7 different layers

- The upper layers of the OSI reference model (application, presentation, and session—Layers 7, 6, and 5) define functions focused on the application.
- The lower four layers (transport, network, data link, and physical—Layers 4, 3, 2, and 1) define functions focused on end-to-end delivery of the data.

OSI



# Layers function

---

<b>7 application</b>	<b>Layer 7</b>  defines the interface between the communications software and any applications that need to communicate outside the computer on which the application resides.  For example, a web browser is an application on a computer. The browser needs to get the contents of a web page; <b>OSI Layer 7</b> defines the protocols used on behalf of the application to get the web page.
--------------------------	--

# Layers function (2)

## 6 Presentation

- Defines data formats, such as ASCII text, EBCDIC text, binary, BCD, and JPEG.
- Encryption also is defined by OSI as a presentation layer service.

For example,

FTP enables you to choose binary or ASCII transfer.

If binary is selected, the sender and receiver do not modify the contents of the file.

If ASCII is chosen, the sender translates the text from the sender's character set to a standard ASCII and sends the data.

The receiver translates back from the standard ASCII to the character set used on the receiving computer.



# Layers function (3)

## 5 Session

defines how to start, control, and end conversations (called sessions).

This includes the control and management of multiple bidirectional messages so that the application can be notified if only some of a series of messages are completed.

This allows the presentation layer to have a seamless view of an incoming stream of data.

The presentation layer can be presented with data if all flows occur in some cases.

For example, an automated teller machine transaction in which you withdraw cash from your checking account should not debit your account and then fail before handing you the cash, recording the transaction even though you did not receive money.

The session layer creates ways to imply which flows are part of the same session and which flows must complete before any are considered complete.

# Layers function (4)

<b>4 Transport</b>	<p>provide a large number of services, Although Layers 5 through 7 focus on issues related to the application, Layer 4 focuses on issues related to data delivery to the other computer— For instance,</p> <ul style="list-style-type: none"><li>• error recovery,</li><li>• segmentation of large application data blocks into smaller ones for transmission, and</li><li>• reassembly of those blocks of data on the receiving computer.</li></ul>
------------------------	--

# Layers function (5)

3

Network

defines end-to-end delivery of packets.

To accomplish this, the network layer defines logical addressing so that any endpoint can be identified.

It also defines how routing works and how routes are learned so that the packets can be delivered.

For example, IP running in a router is responsible for

- examining the destination IP address of a packet,
- comparing that address to the IP routing table,
- fragmenting the packet if the outgoing interface requires smaller packets,
- And queuing the packet to be sent out to the interface.

# Layers function (7)

---

<b>2 Data link</b>	<p>Defines specifications of particular link or medium to deliver data across it. These protocols are necessarily concerned with the type of media in question;</p> <p>for example,</p> <ul style="list-style-type: none"><li>•802.3 and 802.2 define Ethernet for the IEEE, which are referenced by OSI as valid data link layer (Layer 2) protocols.</li><li>•Other protocols, such as High-Level Data Link Control (HDLC) for a point-to-point WAN link, deal with the different details of a WAN link.</li></ul>
------------------------	--

# Layers function (8)

## 1 physical

These physical layer (Layer 1) specifications, which are also typically standards from other organizations that are referred to by OSI, deal with the physical characteristics of the transmission medium.

Connectors, pins, use of pins, electrical currents, encoding, and light modulation are all part of different physical layer specifications.

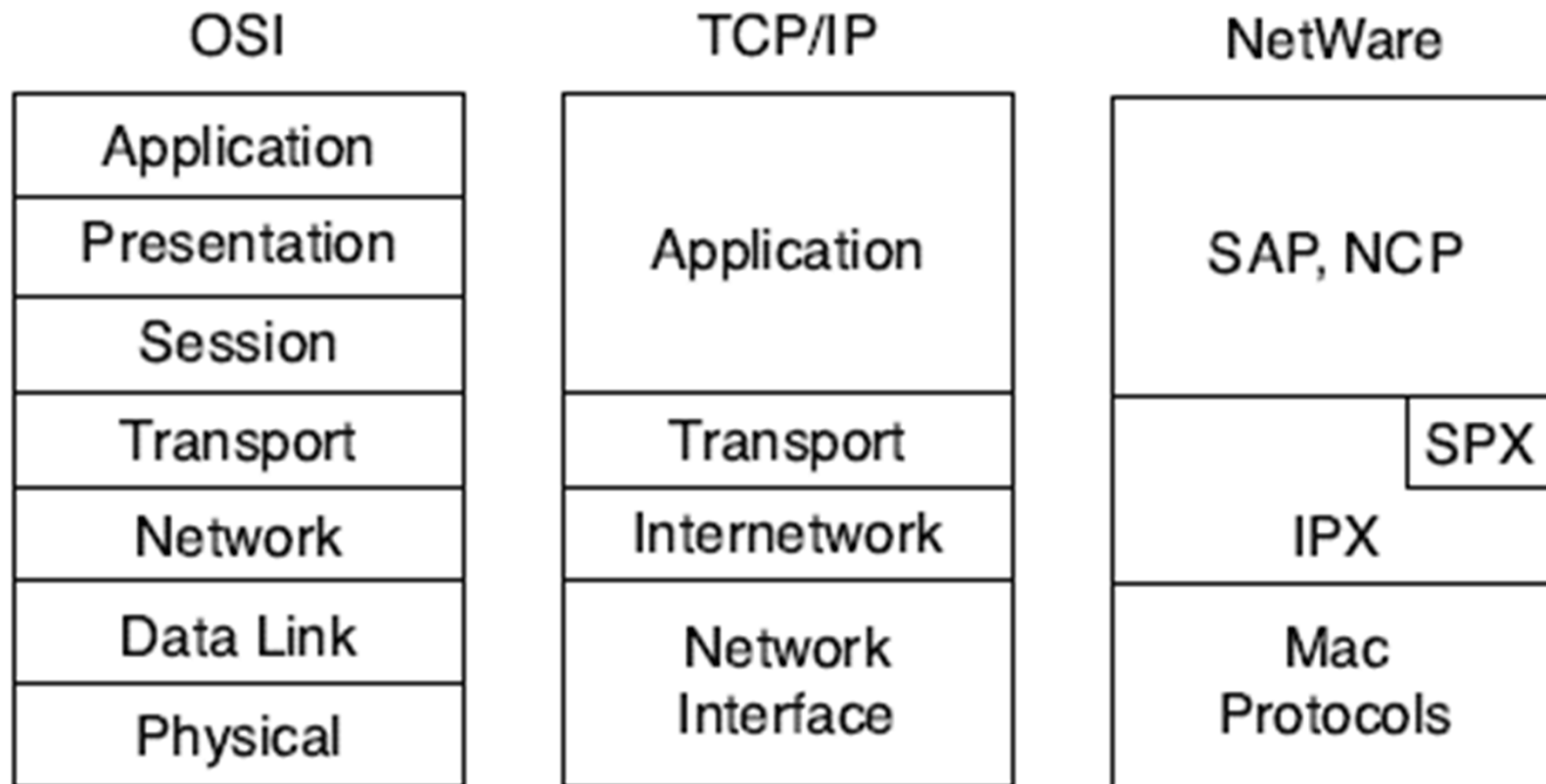
Multiple specifications sometimes are used to complete all details of the physical layer.

For example,

- RJ-45 defines the shape of the connector and the number of wires or pins in the cable.
- Ethernet and 802.3 define the use of wires or pins 1, 2, 3, and 6. So, to use a Category 5 cable with an RJ-45 connector for an Ethernet connection, Ethernet and RJ-45 physical layer specifications are used.

# OSI & TCP/IP & NetWare

---



# Example protocols

Layer Name	Examples
Application (Layer 7)	Telnet, HTTP, FTP, WWW browsers, NFS, SMTP gateways (Eudora, CC:mail), SNMP
Presentation (Layer 6)	JPEG, ASCII, EBCDIC, TIFF, GIF, PICT, encryption, MPEG, MIDI
Session (Layer 5)	RPC, SQL, NFS, NetBIOS names, AppleTalk ASP, DECnet SCP
Transport (Layer 4)	TCP, UDP, SPX
Network (Layer 3)	IP, IPX, AppleTalk DDP
Data link (Layer 2)	IEEE 802.3/802.2, HDLC, Frame Relay, PPP, FDDI, ATM, IEEE 802.5/802.2
Physical (Layer 1)	EIA/TIA-232, V.35, EIA/TIA-449, RJ-45, Ethernet, 802.3, 802.5, B8ZS

# OSI Layering Concepts and Benefits

---

- Many benefits can be gained from the process of breaking up the functions or tasks of networking into smaller chunks, called *layers*, and *defining standard interfaces between these layers*.
- **Easier to learn**—Humans can more easily discuss and learn about the many details of a protocol specification.
- **Easier to develop**—Reduced complexity allows easier program changes and faster product evolution.
- **Multivendor interoperability**—Creating products to meet the same networking standards means that computers and networking gear from multiple vendors can work in the same network.



# OSI Layering Concepts and Benefits (2)

---

- **Modular engineering**—One vendor can write software that implements higher layers— for example, a web browser—and another can write software that implements the lower layers—for example, Microsoft’s built-in TCP/IP software in its operating systems.

# OSI Terminologies

1. Some OSI layers are correlated to TCP/IP layers;

OSI transport layer correlate to TCP/IP transport layer (layer defines error recovery and segmentation)

OSI network layer correlate to TCP/IP internetwork layer (layer defines logical addressing and routing)

OSI	TCP/IP
Application	Application
Presentation	
Session	
Transport	Transport
Network	Internetwork
Data Link	Network Interface
Physical	

# OSI Terminologies (2)

Some OSI layers refers to a single layer in TCP/IP

TCP/IP Application layer mapped to Layers 5,6,7 in OSI

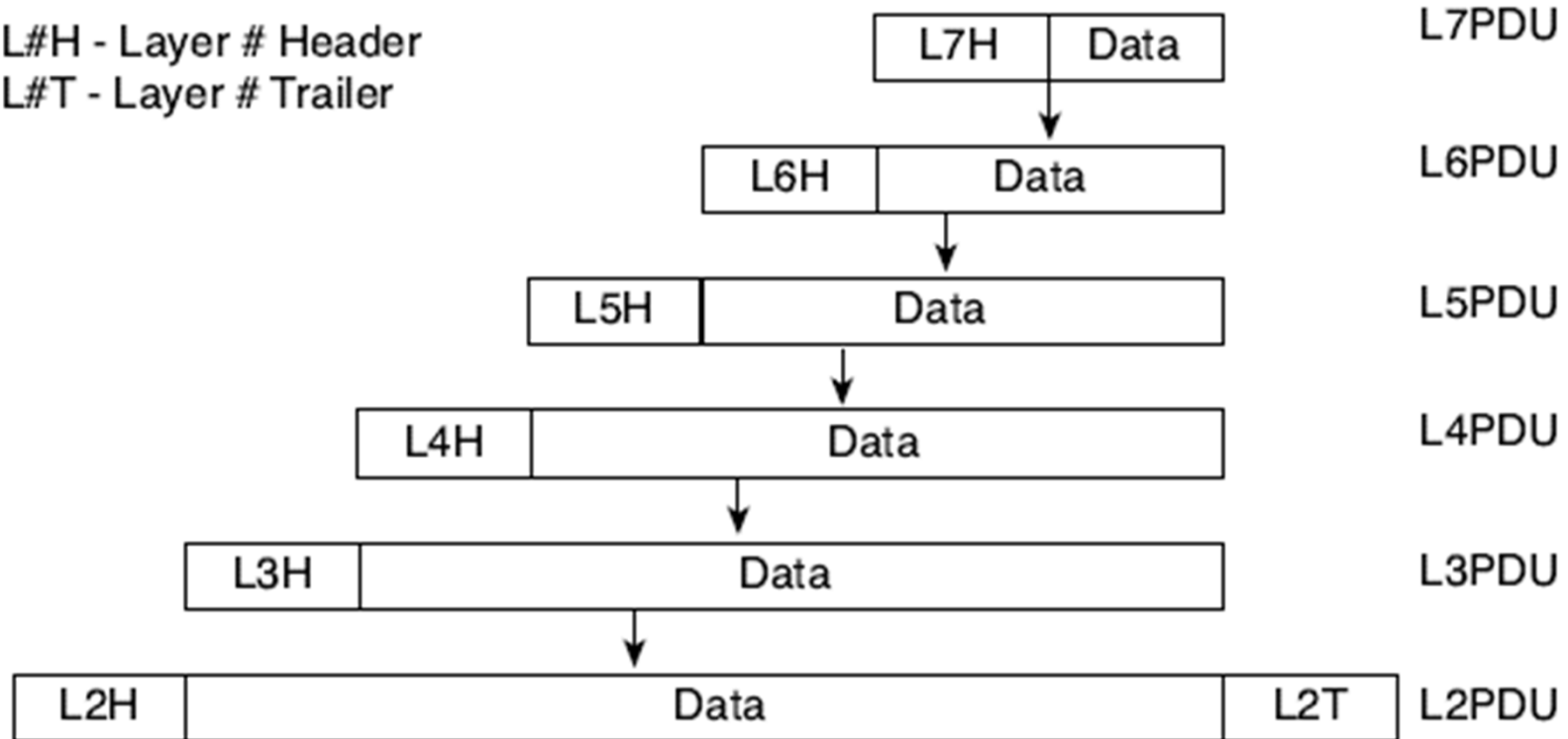
OSI	TCP/IP
Application	Application
Presentation	
Session	
Transport	Transport
Network	Internetwork
Data Link	Network Interface
Physical	

Network layer in TCP/IP mapped to data link layer (Ethernet or HDLC) and physical layer (RJ45/Cat5)

# OSI Terminologies (3)

protocol data unit, or PDU represents the bits that include the headers and trailers for that layer, as well as the encapsulated data.

L#H - Layer # Header  
L#T - Layer # Trailer



---

Thanks,..  
See you next week(ISA),...