

# Lecture (04) WLAN Technologies and Topologies (I)

Dr. Ahmed ElShafee

1

Dr. Ahmed ElShafee, ACU Spring 2011, Wireless Network

## Agenda

- General Wireless Topologies
- Original 802.11 Topologies

2

Dr. Ahmed ElShafee, ACU Spring 2011, Wireless Network

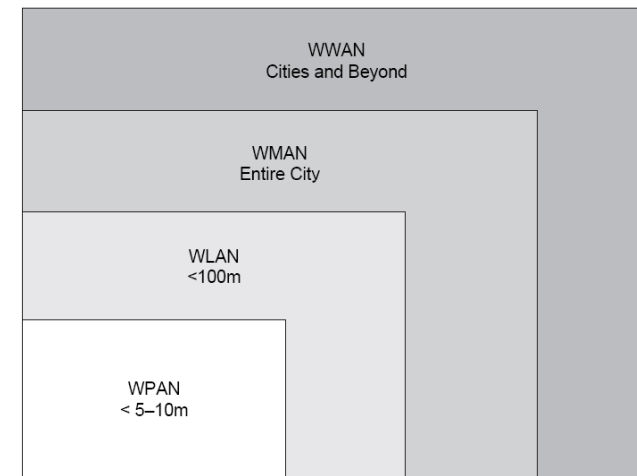
## General Wireless Topologies

- If you are talking about how your wireless network looks next to your wired network, you are most likely talking about a wireless local-area network (WLAN).
- The goal of a WLAN versus a wireless personal-area network (WPAN) is quite different.

3

Dr. Ahmed ElShafee, ACU Spring 2011, Wireless Network

## General Wireless Topologies (2)



4

*Wireless Topology Overview*

## General Wireless Topologies (3)

---

### WPAN

- A WPAN has the following characteristics:
- The range is short—about 5-10m.
- Eight active devices
- Unlicensed 2.4-GHz spectrum
- Called a piconet

5

Dr. Ahmed ElShafee, ACU Spring 2011, Wireless Network

## General Wireless Topologies (4)

---

- many people have Bluetooth headsets and mice and such, expect a lot of interference, but that's not the case.
- As Bluetooth uses Frequency Hopping Spread Spectrum (FHSS).
- Although Bluetooth operates on the same frequency as 802.11b and 802.11g, they don't interfere
- *as Bluetooth communicates with a shared hopping sequence (FHSS) in a small local area is what makes it a piconet while WLAN uses DSSS, or OFDM technologies.*

6

Dr. Ahmed ElShafee, ACU Spring 2011, Wireless Network

## General Wireless Topologies (5)

---

- WPANs are standardized by the 802.15 IEEE workgroup.
- A WPAN study group was formed in 1998, and two months later a Bluetooth Special Interest Group (SIG) was formed.
- Shortly thereafter the study group became the IEEE 802.15 group.
- The Bluetooth SIG has more than 9000 members and continues to further the technology.

7

Dr. Ahmed ElShafee, ACU Spring 2011, Wireless Network

## General Wireless Topologies (6)

---

### WLAN

- WLANs are designed for a larger area than that of a WPAN.
- These can scale from very small home offices to large enterprise networks.
- The fact that they are local-area means that the organization where the WLAN exists also manages and probably owns the equipment.

8

Dr. Ahmed ElShafee, ACU Spring 2011, Wireless Network

## General Wireless Topologies (7)

---

WLANs have the following characteristics:

- 2.4-GHz or 5-GHz spectrum.
- A larger range than a WPAN—close to 100 meters from AP to client.
- It's not personal; rather, more clients are expected.
- WLANs are very flexible, so more than eight active devices/clients are expected, unlike a WPAN.

## General Wireless Topologies (8)

---

- WLAN is a mix of dual-band wireless access points, laptops, and desktops
- Operates in either the 2.4-GHz spectrum for 802.11b/g or the 5-GHz spectrum for 802.11a.
- The 802.11a, b, g, and n WLAN standards are commonly found in networks around the world.
- The frequency spectrums used by 802.11a/b, g, and n are all unlicensed.
- Because WLANs cover larger areas, they require more power output than a WPAN.
- Governing bodies (FCC, ETSI, IEEE) mandates power levels, and frequency bands.

## General Wireless Topologies (9)

---

- WLANs are designed to give mobile clients access to network resources, wireless print servers, presentation servers, and storage devices.
- So a WLAN expects to see multiple users, and clients, which ends up with many devices connecting to each other or sharing information with each other, usually over a common distribution system such as the local-area network.
- This makes WLANs much more complex than WPANs.

## General Wireless Topologies (10)

---

### WMAN

- A wireless metropolitan-area network (WMAN) covers a large geographic area and has the following characteristics:
  - Speeds decrease as the distance increases.
  - Close to broadband speeds versus Ethernet speeds.
  - Used as a backbone, point-to-point, or point-to-multipoint.
  - Most well-known is WiMax.
- WMANs are used as backbone services, point-to-point, or even point-to-multipoint links that can be a replacement for technologies such as T1 and T3.

## General Wireless Topologies (11)

---

- WMAN uses licensed frequencies, this requires payment for exclusive rights.
- Why? because others could use the same frequency,
- This places them in a closer category to broadband than to Ethernet using interference.
- The most widely known WMAN is WiMax (802.16b).
- WiMax can be used to offer last-mile access as an alternative to broadband services such as DSL or cable connections.
- WiMax is an excellent solution where facilities (fixed lines for DSL links) or distance (no exchanges in urban areas) are a limitation.

13

Dr. Ahmed ElShafee, ACU Spring 2011, Wireless Network

## General Wireless Topologies (12)

---

- With WiMax, you pay a service provider for access, because the cost of deployment is normally very high.

14

Dr. Ahmed ElShafee, ACU Spring 2011, Wireless Network

## General Wireless Topologies (13)

---

### WWAN

- A wireless wide-area network (WWAN) covers a large geographic area.
- WWANs have the following characteristics:
  - Low data rates
  - Pay-for-use
  - High cost of deployment
- Because they cover a large geographic area, WWANs usually are very expensive to deploy.
- An example of WWAN is, is cellular service.
- cell service is a WWAN and probably offers data access as well as voice access.

15

Dr. Ahmed ElShafee, ACU Spring 2011, Wireless Network

## General Wireless Topologies (14)

---

- Data rate varies with the offered technology,
  - GSM data
  - GPRS
  - EDGE
  - 3G
  - 4G
- Payment for data access or even voice access is typically based on usage.

16

Dr. Ahmed ElShafee, ACU Spring 2011, Wireless Network

## Original 802.11 Topologies

---

the original topologies, defined by the 802.11 committees, including the following:

- Ad hoc mode
- Infrastructure mode

## Original 802.11 Topologies (2)

---

### 1. Ad Hoc Networks

- When two computers want to communicate directly with one another, they do so in the form of an *ad hoc network*.
- don't require a central device to allow them to communicate.
- One device sets a group name and radio parameters, and the other uses it to connect.

### **Basic Service Set (BSS),**

- *which defines the area in which a device is reachable.*
- Because the two machines don't need a central device to speak to each other, it is called an *Independent Basic Service Set (IBSS)*.

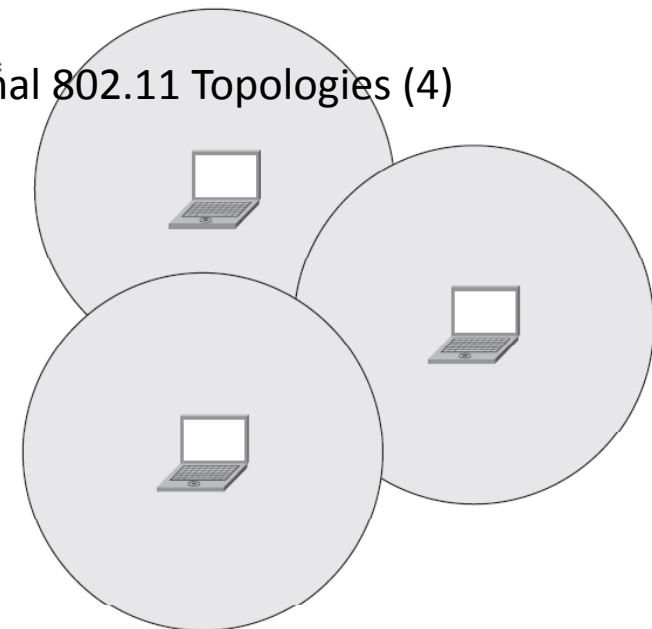
## Original 802.11 Topologies (3)

---

- Each computer has only one radio.
- Because there is only one radio, the throughput is lower and acts as a half-duplex device, because you can't send and receive at the same time.
- You don't have much control in these networks, so you're stuck when it comes to methods such as authentication.
- In addition, you need to address who starts the conversation and who decides on the order of communication, to name just a couple issues.

## Original 802.11 Topologies (4)

---



## Original 802.11 Topologies (5)

---

### 2. Network Infrastructure Mode

- access point acts as a connection point for clients.
- An AP is actually a cross between a hub and a bridge.
  - There is one radio, which cannot send and receive at the same time. This is where the AP is likened to a hub. It's a half-duplex operation.
  - APs have some intelligence that is similar to that of a bridge. That is how an AP can see a frame and decide to forward it based on MAC addresses.

21

Dr. Ahmed ElShafee, ACU Spring 2011, Wireless Network

## Original 802.11 Topologies (6)

---

- What is different on an AP versus a bridge is that wireless frames are more complex.
- Standard Ethernet frames have a source MAC address and a destination MAC address.
- Wireless frames can have three or four MAC addresses.
  - Two of them are the source and destination MAC addresses,
  - and one is the AP's MAC address that is tied to a workgroup.
- Note: client is called a *station (STA)*, and an AP is called an *infrastructure device*.

22

Dr. Ahmed ElShafee, ACU Spring 2011, Wireless Network

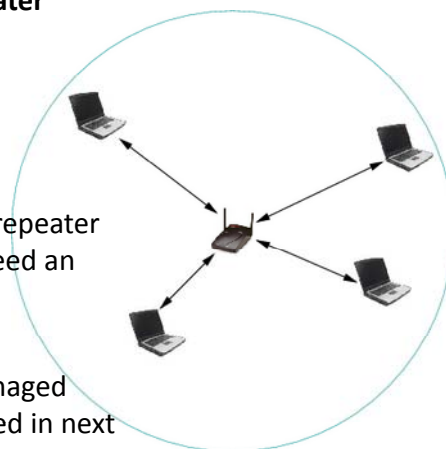
## Original 802.11 Topologies (7)

---

### 2.1 AP acts as standalone repeater

Basic Service Area (BSA):

- the coverage area of the AP.
- known as a wireless cell.
- (Some APs can function in a repeater mode, in which they don't need an Ethernet connection.)
- This can be formed as unmanaged wireless LAN (will be discussed in next slide)



23

Dr. Ahmed ElShafee, ACU Spring 2011, Wireless Network

## Original 802.11 Topologies (8)

---

### 2.2 AP act as bridge to wired LAN

- Assuming that the AP has an Ethernet connection, it bridges the 802.11 wireless traffic from the wireless clients to the 802.3 wired network on the Ethernet side.
- In that case, wireless LAN can be formed in two different kinds:
  - Unmanaged wireless LAN, where wireless controller is integrated to AP.In that case AP can act as standalone repeater (previous case) or bridge to wired LAN (current case)

24

Dr. Ahmed ElShafee, ACU Spring 2011, Wireless Network

## Original 802.11 Topologies (9)

---

- Managed AP, (may called wireless terminal),
  - The wired network attached to the AP's Ethernet port is a path to a wireless LAN controller (or controller for short).
  - The client traffic is passed through the controller and then is forwarded to the wired network, called the *distribution system*.

25

Dr. Ahmed ElShafee, ACU Spring 2011, Wireless Network

## Original 802.11 Topologies (10)

---

### ***The distribution system set***

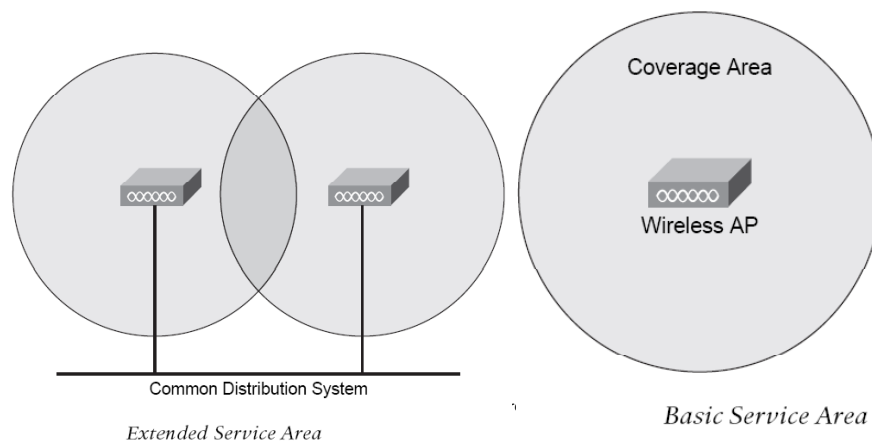
- APs are connected to wired LAN, defining is how a client accesses the Internet, file servers, printers, and anything else available on the wired network.
- When more than one AP is connected to a common distribution system, the coverage area is called an *Extended Service Area (ESA)*.

26

Dr. Ahmed ElShafee, ACU Spring 2011, Wireless Network

## Original 802.11 Topologies (11)

---



## Original 802.11 Topologies (12)

---

- Why would you want more than one AP connected to the same LAN? There are a few reasons:
  - To provide adequate coverage in a larger area. (**coverage**)
  - To allow clients to move from one AP to the other and still be on the same LAN. (**Roaming**)
  - To provide more saturation of APs, resulting in more bandwidth per user. (**Capacity**)

28

Dr. Ahmed ElShafee, ACU Spring 2011, Wireless Network

## Original 802.11 Topologies (13)

---

### Roaming

- This process of a client moving from one AP to another is called *roaming*.
- For roaming to work, the APs must overlap., notice that because interference in a wireless network is a common issue.
- The reason for the overlap is so that a client can see both APs and associate to the one with the stronger signal.
- As soon as the signal from the associated AP hits the threshold built into the client, the client looks for another AP with a better signal.

## Original 802.11 Topologies (14)

---

### Service Set Identifiers

- On your laptop, you might see a popup that says “Wireless networks are available” or something to that effect.
- When you look at the available networks, you see names.
- On the AP, the network is associated with a MAC address.
- This network or workgroup that your clients connect to is called a *Service Set Identifier (SSID)*.
- So on an AP, the SSID is a combination of MAC address and network name.
- This MAC address can be that of the wireless radio or another MAC address generated on the AP.

## Original 802.11 Topologies (15)

---

- When an AP offers service for only one network, it is called a *Basic Service Set Identifier (BSSID)*.
- *APs offer* the ability to use more than one SSID.
- This would let you offer a Guest Network and a Corporate Network and still use the same AP.
- When the AP has more than one network, it is called a *Multiple Basic Service Set Identifier (MBSSID)*.
- *You can think of it as a virtual AP.*
- It offers service for multiple networks, but it’s the same hardware.

## Original 802.11 Topologies (16)

---

- Because it’s the same hardware and the same frequency range, users on one network share with users on another and can collide if they send at the same time.

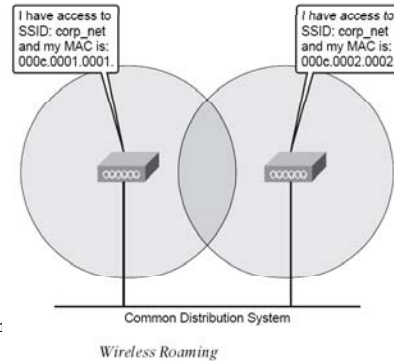


## Original 802.11 Topologies (17)

---

### Back to roaming again

- To get roaming to work, the BSA of each AP must overlap.
- The APs also need to be configured for the same SSID.
- This enables the client to see that the same network is offered by different MAC addresses,



33

Dr. Ahmed ElShafee, ACU Spring 2011

## Original 802.11 Topologies (18)

---

- When a client roams and moves from one AP to the other, the SSID remains the same, but the MAC address changes to the new AP with a better signal.
- Another issue to consider when roaming is the possibility of interference between the two overlapping APs.
- Even though they offer the same SSID, they need to be on different *channels, or frequency ranges, that do not overlap.*
- *This prevents co-channel interference, which should be avoided.*
- The 2.4 spectrum allows only three non overlapping channels.
- You must consider this fact when placing APs.

34

Dr. Ahmed ElShafee, ACU Spring 2011, Wireless Network

---

Thanks,  
See you next Week, isA

35

Dr. Ahmed ElShafee, ACU Spring 2011, Wireless Network